

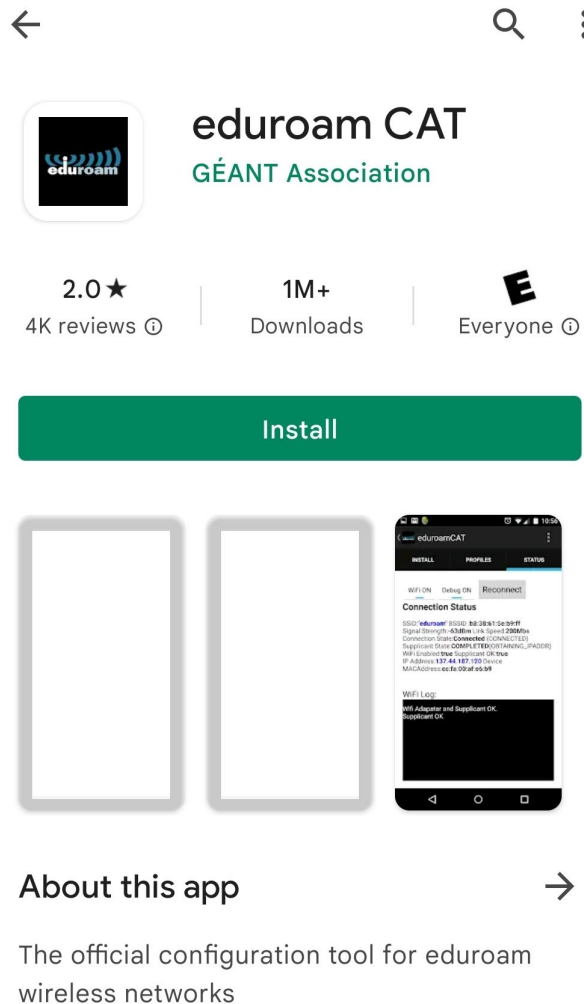
eduroam Installation Guide for Android

eduroam Installation Guide for Android 4.4 or later

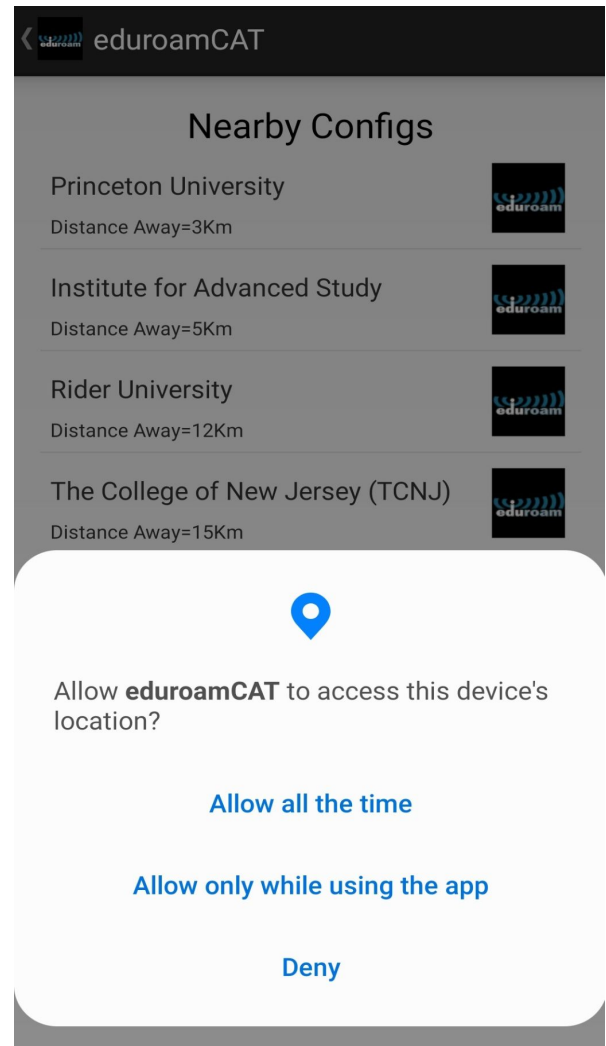
If you run into issues setting up eduroam from the app, use [these](#) instructions for installing the IAS profile from cat.eduroam.org.

Note: Depending on the manufacturer of your phone, the eduroam CAT app may not work on Android 11+. For this reason, we will continue to support the installers on cat.eduroam.org.

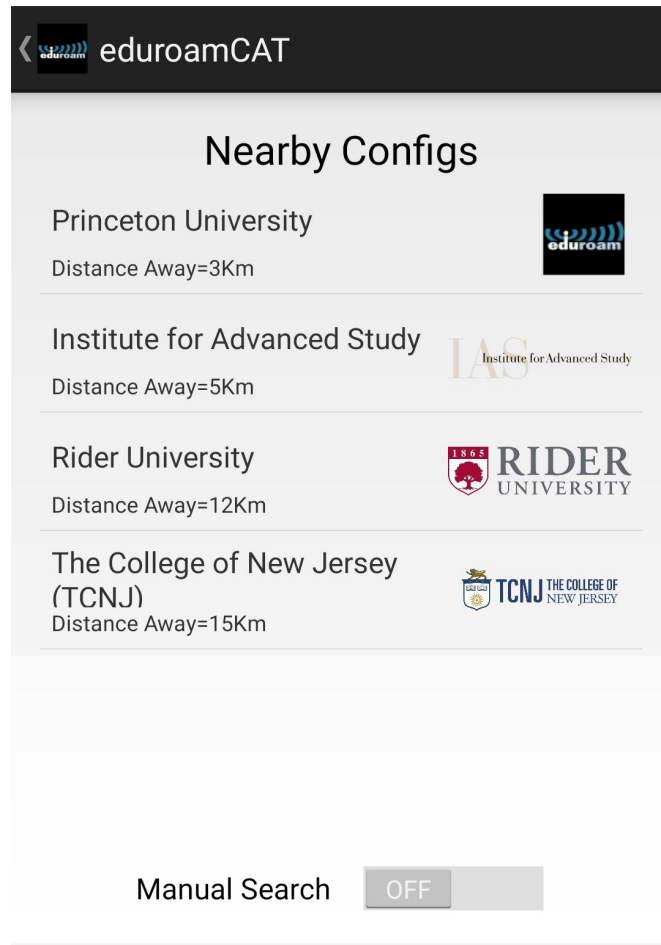
From the Google Play Store download and [install the eduroam CAT app](#) on your Android device.



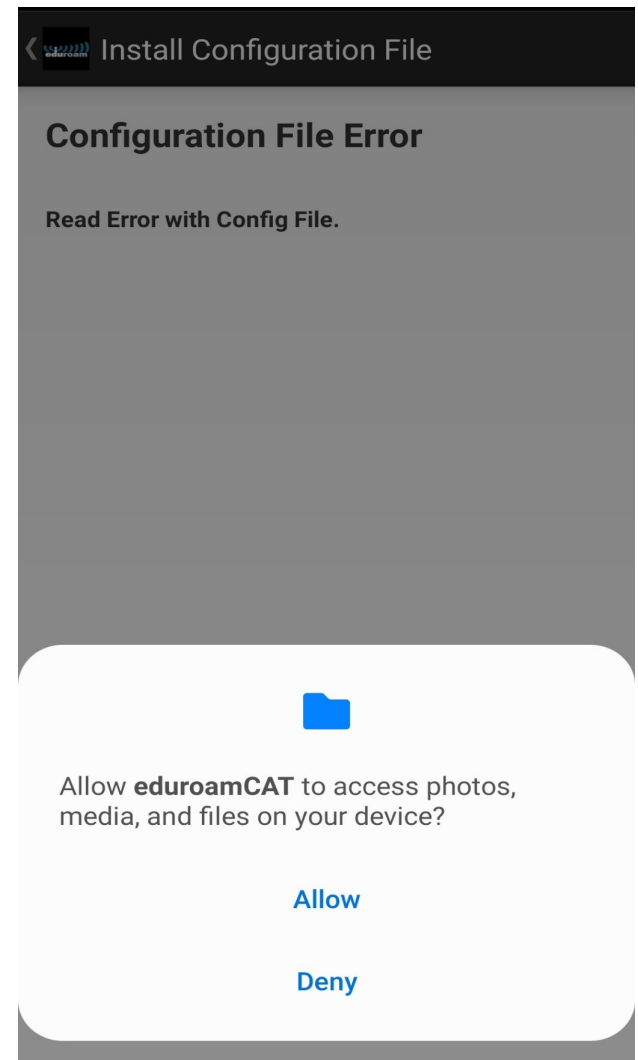
Once the app is opened, a pop-up will appear prompting you to allow access to your device's location. Select "allow all the time" or "allow only while using the app."




After allowing access to your location, the app will search for eduroam profiles near you. If you are in Princeton, four will appear. Select "Institute for Advanced Study". If you are not near Princeton or if you have location turned off, the profile will need to be downloaded from cat.eduroam.org



A box will pop up asking you to "allow" or "deny" the app to access your photos, media, and files. Click the "allow" button.



Click the "Install" button to install the Configuration File.

 Install Configuration File

Configuration File Summary

Provider Name: Institute for Advanced Study
Description:

Authentication Method #1

EAP Method Type: 21/TTLS
Inner EAP Method Type: 1/PAP
Authentication Server: anonymous@ias.edu
Authentication Server: radius.ias.edu
Certificate CN: CN=IAS Certificate Authority

Support Information

Email Address: help@ias.edu
Phone Number: 609-734-8000
Terms of Use: Compliance with this policy All users of the Institute's information technology resources are expected to comply with the terms of the Institute's Computing Policy. Regardless of where a user is located or how they are connecting to IAS information technology resources, all users are expected to use these resources in an ethical, respectful and responsible fashion. All users that make use of IAS information technology resources are governed by IAS policies and guidelines as well as all local, state, federal, and international laws. By

DiscardInstall

Click the "Yes" button to install the profile.

Install Profile

Are you sure you want to install profile?

By doing so, you agree to the following Terms of Use:
Compliance with this policy

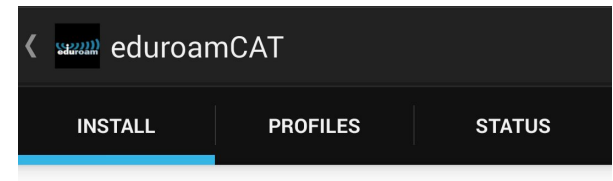
All users of the Institute's information technology resources are expected to comply with the terms of the Institute's Computing Policy.

Regardless of where a user is located or how they are connecting to IAS information technology resources, all users are expected to use these resources in an ethical, respectful and responsible fashion. All users that make use of IAS information technology resources are governed by IAS policies and guidelines as well as all local, state, federal and international laws.

No

Yes

Enter your IAS email credentials (example, [user@ias.edu](#)) in the labeled boxes and then click the "Install" button.



After the login has been verified, the device will automatically move to SSID = eduroam.

Username:

Password:

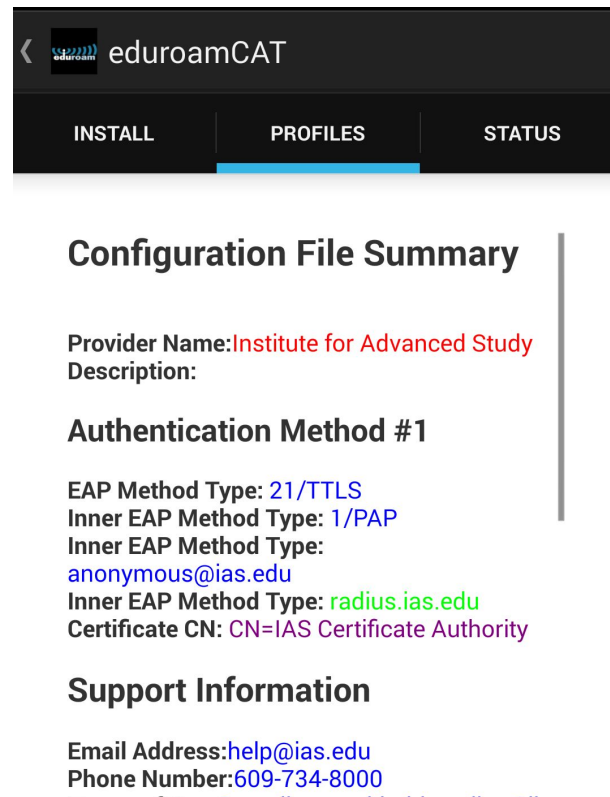
Installing a profile will replace any
existing eduroam settings

Install

Status:CONNECTED to SSID "IAS"

How to remove an eduroam profile

In the CAT app, find the eduroam profile and click the "Remove" button.



Remove Profile